



CASSINI #EUSpace
Hackathons & Mentoring

10th CASSINI Hackathon

>> Access plan

UNC / Data Terra



Reach UNC for in-person participation!



Reach UNC for in-person participation!



IMPORTANT INFORMATION for in-person participants

- Only one way to enter UNC site during the hackathon, please refer to following slides
- Only people showing their badges of CASSINI Hackathon will be authorized to access the venue
- The university is an alcohol-free zone
- Please do not bring food out of the dedicated area
- No smoking out of the dedicated area



Vehicule access

Useful indications:

1. Turn right just after Théâtre de l'Île, and first right again behind theater
2. Go straight until the barrier and enter **code 2807**
3. Follow the road, turning left and alongside sports fields on the right
4. Turn first right just after sports fields
5. Go straight ahead until end of road, turning left towards the **parking area**



Vehicule access

STEP BY STEP...

1. Turn right just after Théâtre de l'Île, and first right again behind theater
- 2.
- 3.
- 4.
- 5.



Vehicule access

Useful indications:

- 1.
2. Go straight until the barrier and enter **code 2807**
- 3.
- 4.
- 5.



Vehicule access

Useful indications:

- 1.
- 2.
3. Follow the road, turning left and alongside sports fields on the right
- 4.
- 5.



Vehicule access

Useful indications:

- 1.
- 2.
- 3.
4. Turn first right just after sports fields
- 5.



Vehicule access

Useful indications:

- 1.
- 2.
- 3.
- 4.
5. Go straight ahead until end of road, turning left towards the parking area



Access to CASSINI venue

Useful indications:

1. Take stairs from the parking area, on the left
2. Go down the stairs and leave the “ISEA02” door on your right
3. Reaching ground floor, take the hallway at the end on the right
4. Go straight ahead and show your CASSINI badge at the entrance
5. Take the stairs opposite the library and reach 1st floor

... **WELCOME TO CASSINI VENUE !!** 😊



Access to CASSINI venue

STEP BY STEP, again:


1. Take stairs from the parking area, on the left
- 2.
- 3.
- 4.
- 5.



Access to CASSINI venue

STEP BY STEP, again:


- 1.
2. Go down the stairs and leave the “ISEA02” door on your right
- 3.
- 4.
- 5.



Access to CASSINI venue

STEP BY STEP, again:

- 1.
- 2.
3. Reaching ground floor, take the hallway at the end on the right
- 4.
- 5.



Access to CASSINI venue

STEP BY STEP, again:


- 1.
- 2.
- 3.
4. Go straight ahead and show your CASSINI badge at the entrance
- 5.



Access to CASSINI venue

STEP BY STEP, again:

- 1.
- 2.
- 3.
- 4.
5. Take the stairs opposite the library and reach 1st floor



Access to CASSINI venue

STEP BY STEP, again:

- 1.
- 2.
- 3.
- 4.
- 5.

... WELCOME TO CASSINI VENUE !! 😊

